



# ARLINGTON POLICE DEPARTMENT

110 East 3rd Street  
Arlington, Washington 98223

## Speed Enforcement Evaluator

**Location:**  
**800 E 5 ST**

**Total Percentage of Enforceable Violations**

**GPS:**  
0' 0.0000 South  
0' 0.0000 East

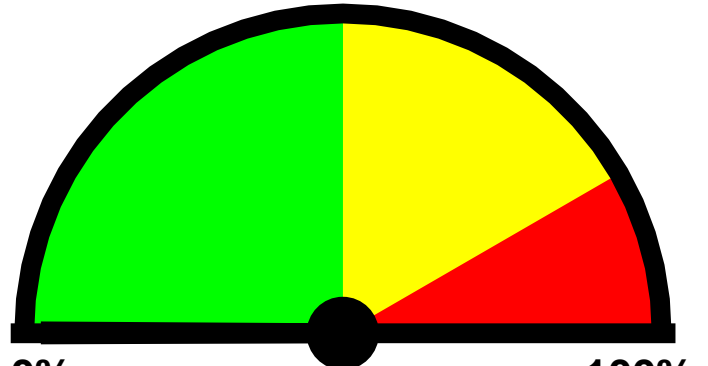
**Closest Cross Street:**  
N STILLAGUAMISH AVE

**Analysis Dates:**  
Monday, December 03, 2018  
Friday, December 07, 2018

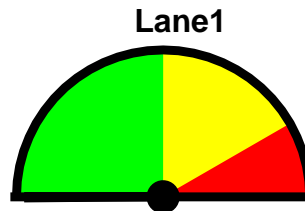
**Equipment Used:**  
COVERT RADAR

**Installed By:**  
V COPELAND

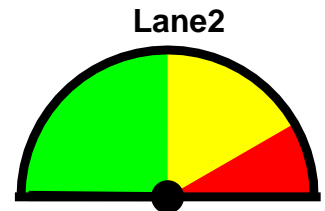
**Requested By:**  
NONE



**0%** **100%**  
**Posted Speed Limit:** 25 MPH  
**Enforcement Tolerance:** 10 MPH  
**Enforcement Limit:** 36 MPH & Up  
**Percentage Above Limit:** 0.2%  
**Enforcement Rating:** **LOW**



**Lane1**  
Percent Above Limit: 0.0%  
Enforcement Rating: **LOW**



**Lane2**  
Percent Above Limit: 0.3%  
Enforcement Rating: **LOW**

Combined

1-5	6-10	11-15	16-20	21-25	26-30	31-35	36-40	41-45	46-50	51-55	56-60	61-65	>65
0	42	384	3131	5199	2046	257	19	1	0	0	0	0	0

85 percentile = 26

Lane1

1-5	6-10	11-15	16-20	21-25	26-30	31-35	36-40	41-45	46-50	51-55	56-60	61-65	>65
0	22	274	2016	2581	543	46	2	0	0	0	0	0	0

85 percentile = 24

Lane2

1-5	6-10	11-15	16-20	21-25	26-30	31-35	36-40	41-45	46-50	51-55	56-60	61-65	>65
0	20	110	1115	2618	1503	211	17	1	0	0	0	0	0

85 percentile = 27